

1. Download the app

- Download **‘Stop Killer Robots Studio’** from the app store



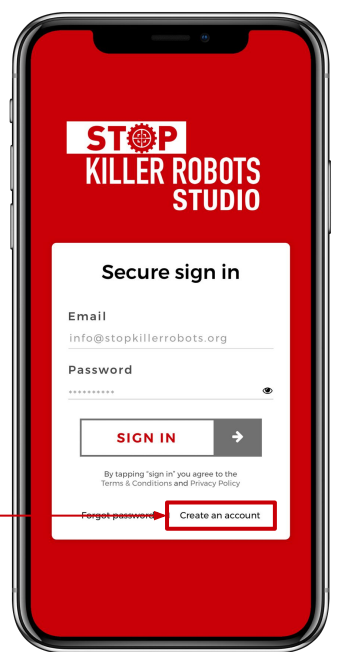
<https://play.google.com/store/apps/details?id=com.stopkillerrobotsstudio.app>



<https://apps.apple.com/us/app/stop-killer-robots-studio/id1482768696?ls=1>

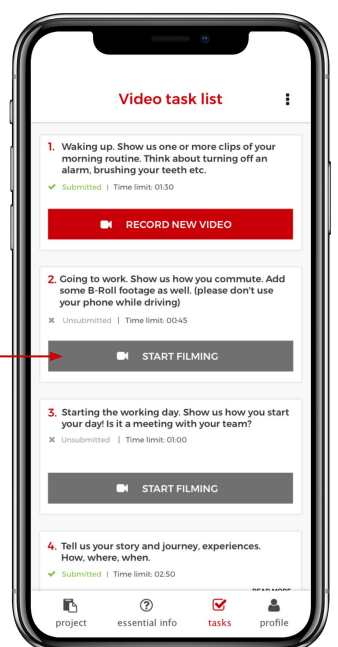
2. Sign up & log in

- ‘Create an account’** and register
- Check your email and confirm your account
- Enter the **Project ID: FEMINIST**
- Get started by putting your information in



3. Film and upload

- Select a **task** and press **‘start filming’**.
Please note, each task has a duration limit.
- White** button to record.
Red button to stop filming.



You can submit as many responses as you like. So don't worry about getting it right the first time!

RETAKE

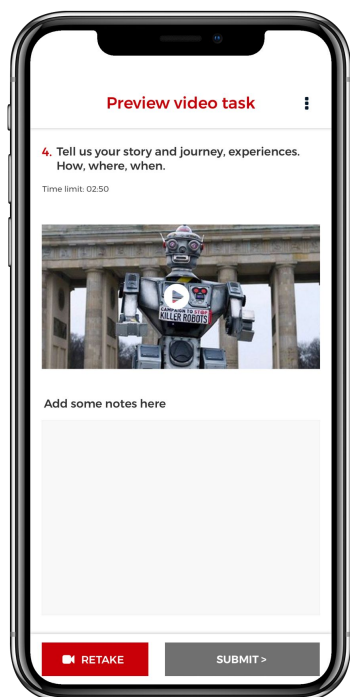
SUBMIT >

- If you want to film a clip again press **RETAKE**. If you are happy with the clip, press **SUBMIT**.

Keep your answers **nice and concise**, this helps ensure we can use as much as possible in the edit! CREW**STUDIO**'s default upload setting is via WiFi. There is also an option to use mobile data.

4. And finally - some top tips from us

- SELFIES:** Hold your phone at arm's length, angled just above your face and in a location with good lighting.
- AUDIO:** Sound is as important as the image you're filming. Film your video in a quiet location
- FRAMING:** Find a nice background for your shot but ensure there's nothing distracting going on. You want people to focus on what you're saying, not anything else.
- LIGHT:** Try to avoid standing in front of windows or bright lights as this can mean we aren't able to see your face properly. Find a location where you can be well lit by a light in front of you.
- B-ROLL:** If you're feeling creative, you can film some additional content which might help tell a story. This could be from a car window, the building you're filming in or an event you're at.



[View training videos](#)

<https://drive.google.com/drive/folders/1ZzjfSYYyA6nCAzz-qj3PQChmNerlNnx6z>